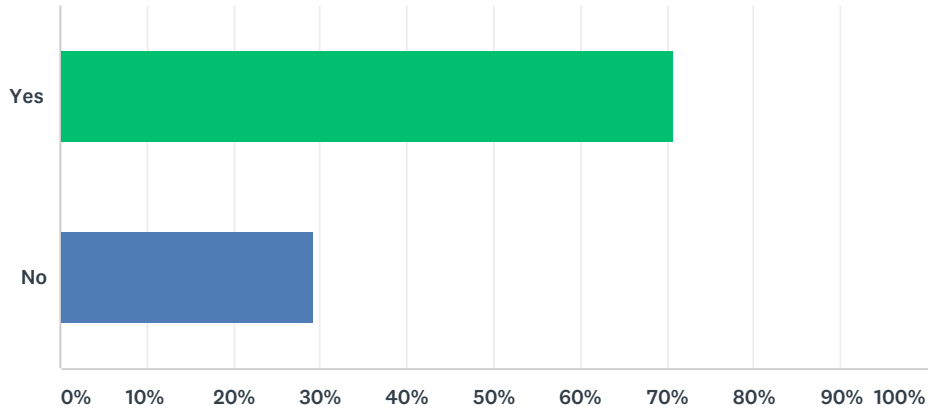


Q1 Do you feel safe in Gosport?

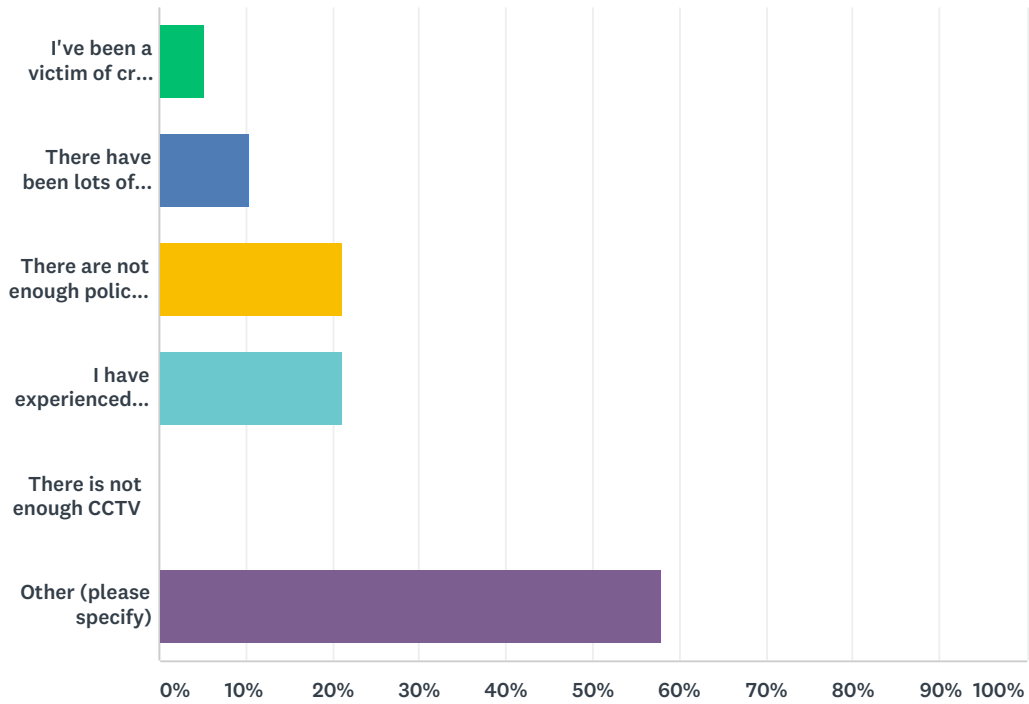
Answered: 65 Skipped: 0



ANSWER CHOICES	RESPONSES	
Yes	70.77%	46
No	29.23%	19
TOTAL		65

Q2 If you don't feel safe, why not?

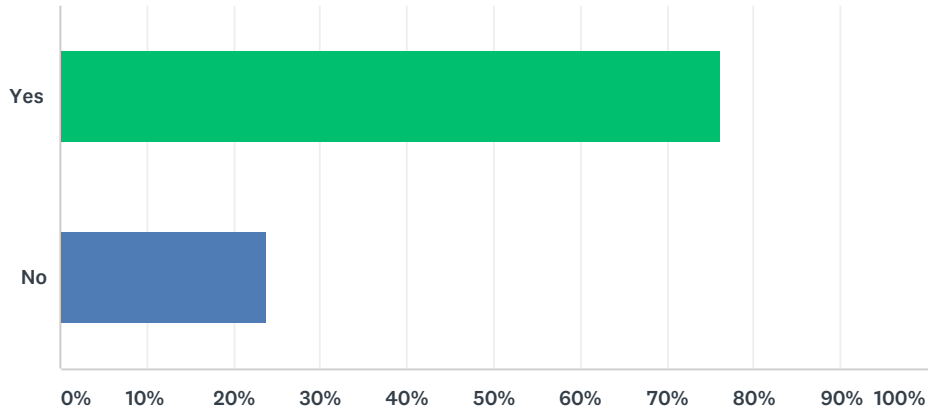
Answered: 19 Skipped: 46



ANSWER CHOICES	RESPONSES	
I've been a victim of crime in the past	5.26%	1
There have been lots of reports of crime in the media	10.53%	2
There are not enough police or other services	21.05%	4
I have experienced anti social behaviour previously	21.05%	4
There is not enough CCTV	0.00%	0
Other (please specify)	57.89%	11
Total Respondents: 19		

Q3 Gosport Community Safety Partnership is made up of agencies including Police, Councils and Fire Service. Do you feel confident in their ability to help reduce crime and anti-social behaviour?

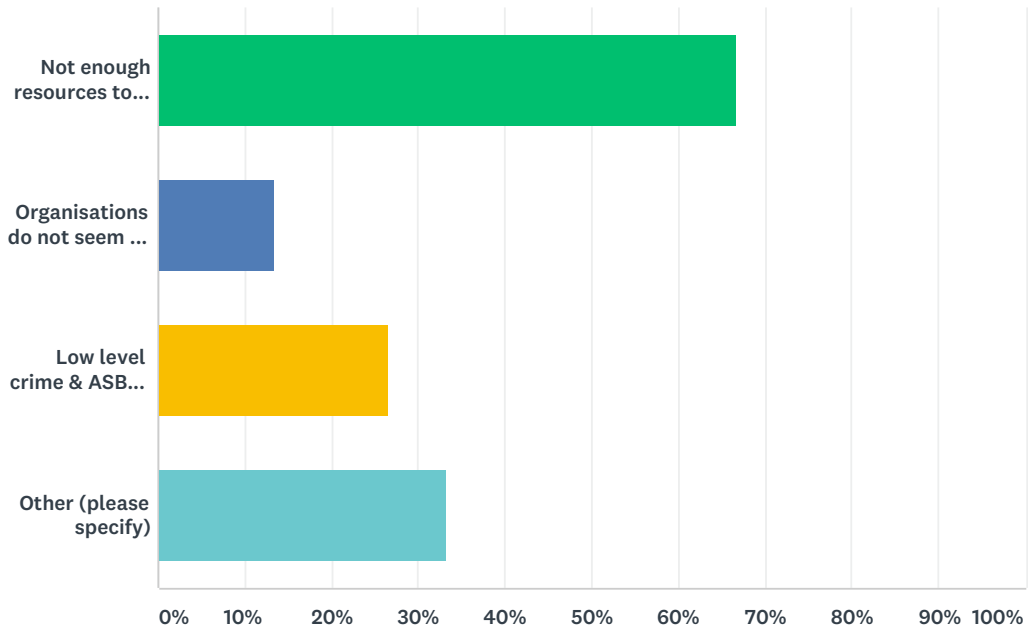
Answered: 63 Skipped: 2



ANSWER CHOICES	RESPONSES	
Yes	76.19%	48
No	23.81%	15
TOTAL		63

Q4 If not, why not?

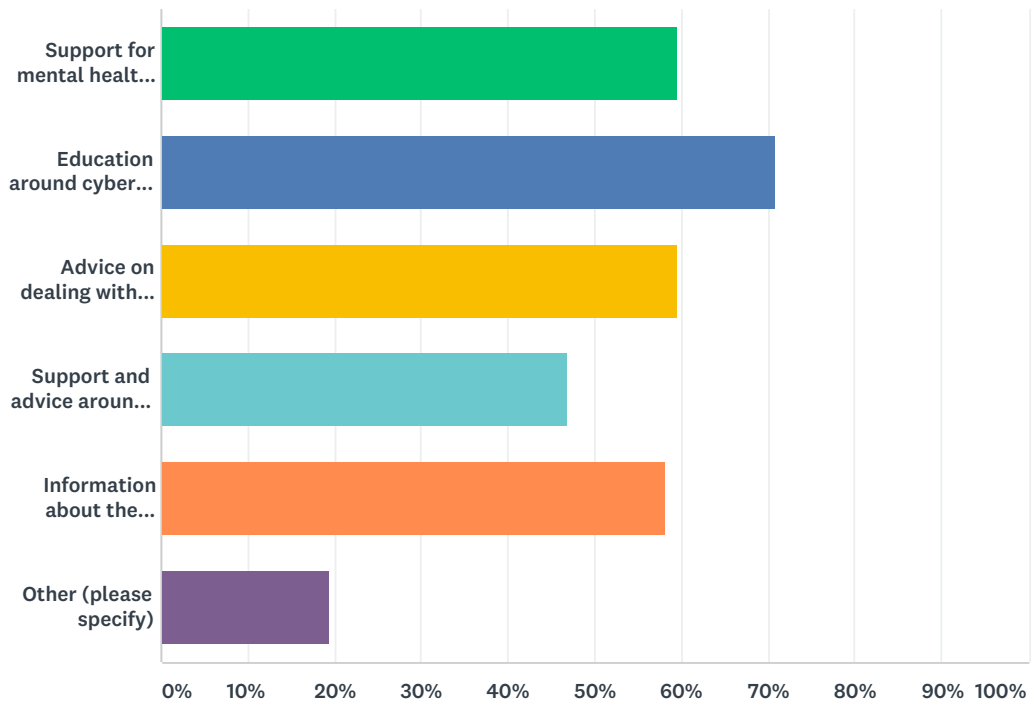
Answered: 15 Skipped: 50



ANSWER CHOICES	RESPONSES	
Not enough resources to successfully deal with crime and ASB	66.67%	10
Organisations do not seem to work together effectively	13.33%	2
Low level crime & ASB issues not always dealt with successfully when reported to 101	26.67%	4
Other (please specify)	33.33%	5
Total Respondents: 15		

Q5 What do you feel would most help children and young people to feel safe?

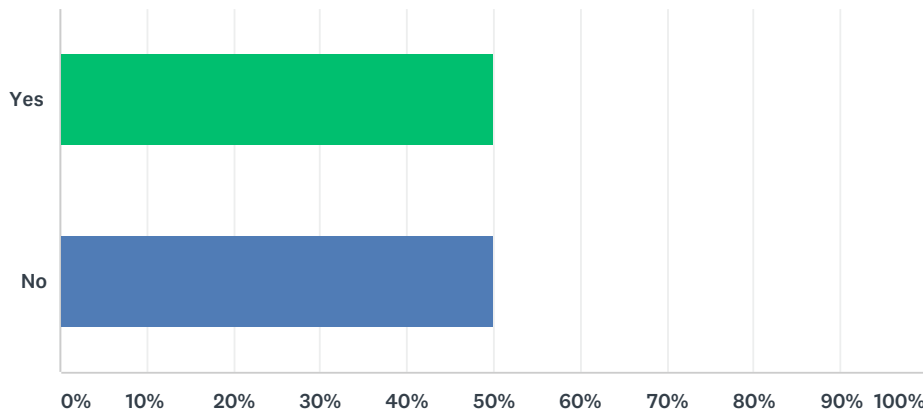
Answered: 62 Skipped: 3



ANSWER CHOICES	RESPONSES	
Support for mental health issues	59.68%	37
Education around cyber safety including social media	70.97%	44
Advice on dealing with hate crime including bullying	59.68%	37
Support and advice around unhealthy relationships	46.77%	29
Information about the dangers of alcohol and substance misuse	58.06%	36
Other (please specify)	19.35%	12
Total Respondents: 62		

Q6 Did you know you can receive crime and community information about your local area via Hampshire Alerts?

Answered: 62 Skipped: 3



ANSWER CHOICES	RESPONSES	
Yes	50.00%	31
No	50.00%	31
TOTAL		62

Q7 If you would like to be entered into the free prize draw, please give us your preferred contact details:

Answered: 62 Skipped: 3

ANSWER CHOICES	RESPONSES	
Name	100.00%	62
Company	0.00%	0
Address	0.00%	0
Address 2	0.00%	0
City/Town	0.00%	0
State/Province	0.00%	0
ZIP/Postal Code	45.16%	28
Country	0.00%	0
Email Address	29.03%	18
Phone Number	69.35%	43